

Electrocatalysis of Poly(2,3-diaminonaphthalene)-filmed Electrodes for Reduction of Oxygen

Takeo Ohsaka,^{*a} Takashi Watanabe,^a Fusao Kitamura,^a Noboru Oyama^b and Koichi Tokuda^a

^a Department of Electronic Chemistry, Graduate School at Nagatsuta, Tokyo Institute of Technology, Nagatsuta, Midori-ku, Yokohama 227, Japan

^b Department of Applied Chemistry, Tokyo University of Agriculture and Technology, Koganei, Tokyo 184, Japan

Poly(2,3-diaminonaphthalene)(PDAN)-filmed glassy carbon electrode, which can be prepared *in situ* by electropolymerization of the corresponding monomer, shows excellent electrocatalytic activity for O₂ reduction to H₂O₂ in an acidic aqueous solution (pH 1.0), with an activation overpotential which is *ca.* 300 mV lower than that of the bare electrode.

Electrocatalysis for the reduction or oxidation of a substrate is one of the most interesting functions of electropolymerized film-coated electrodes which can be prepared *in situ* by electropolymerization of a variety of aromatic compounds. The use of these modified electrodes as a new type of electrocatalyst is of much current interest because of their preparation *in situ* by electropolymerization with fine control of the thickness and homogeneity, great variation of polymers prepared, electrocatalytic properties of the films themselves, potential entrapping of other catalysts in their matrices, *etc.* Several papers have appeared on the electrocatalysis of electropolymerized film-coated electrodes for reduction and/or oxidation of O₂,^{1,2} amine neurotransmitters and ascorbic acid,³ metal complexes^{2,4,5} and others.^{5,6}

In this communication, we report preliminary results concerning the electrocatalytic activity of poly(2,3-diaminonaphthalene) (PDAN)-filmed electrodes for O₂ reduction, which can be prepared *in situ* by electrooxidative polymerization of the corresponding monomer (DAN) in acidic aqueous solution. The preparation, electrochemical properties and molecular structure (a double-stranded ladder structure with phenazine rings as electroactive moieties) of PDAN have been recently reported by our research groups.⁷

According to a previous procedure,⁷ the electrooxidative polymerization of DAN was carried out using a three-electrode, two-compartment cell. Typically, film formation was achieved at a glassy carbon (GC) or Pt electrode in 0.2 mol dm⁻³ NaClO₄ aqueous solution (pH 1.0) containing HClO₄ and 20 mmol dm⁻³ DAN by potential-sweep electrolysis at 50 mV s⁻¹ [Fig. 1 (curve A)]. The cyclic voltammetric behaviour observed at the GC electrode during the electropolymerization as well as the redox response (curve B) of the PDAN film prepared ($E^{\circ'} = -0.20$ V vs. SCE; $E^{\circ'}$ = formal potential; SCE = saturated calomel electrode) are essentially the same as those previously obtained at the basal-plane pyrolytic graphite (BPG) electrode.⁷ A similar redox response was also obtained at the Pt electrode (curve E and see curve E in Fig. 2). Thus, the present and previous results⁷ suggest that a ladder-structured polymer with phenazine rings as electroactive moieties may be formed on GC and Pt electrodes, as in the case of the BPG electrode.

It can be seen that curve C in Fig. 1, observed in O₂-saturated solution, shows a greatly enhanced reduction current and a positive shift in the cathodic peak potential of about 300 mV, compared to the bare electrode (curve D). This

fact demonstrates the catalytic reduction of O₂ *via* the mediating phenazine redox couple in the PDAN film. The O₂ reduction to H₂O₂ is electrochemically an irreversible process in acidic aqueous solutions.^{8,9} The peaks in the anodic scans in curves B and C correspond to the oxidation of the reduced forms that are formed during the cathodic scans. The anodic peak in curve C is smaller than that in curve B, because a part of the reduced forms take part in the electrocatalytic reduction

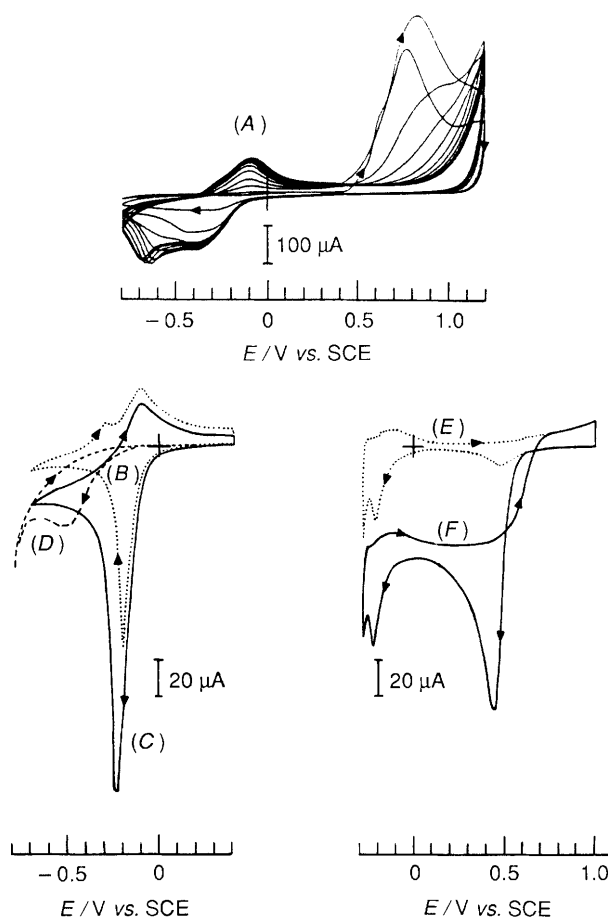
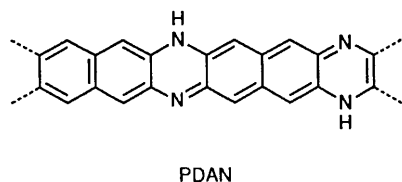


Fig. 1 (A) Cyclic voltammograms recorded continuously during the electropolymerization of DAN at a GC electrode (0.27 cm²) in an acidic aqueous solution (pH 1.0) containing NaClO₄ (0.2 mol dm⁻³) and DAN (20 mmol dm⁻³) under an N₂ atmosphere. (B, C) Cyclic voltammograms of the PDAN-filmed GC electrode (prepared by repeating potential sweep 10 times as in A) in Na₂SO₄ (0.2 mol dm⁻³) solution (pH 1.0) saturated with O₂ (C) and without O₂ (B). (D) Cyclic voltammogram at bare GC electrode in the same solution as in B and C under an N₂ atmosphere. (E, F) Cyclic voltammograms of the PDAN-filmed Pt electrode (0.27 cm²) (prepared by repeating potential sweep 10 times between 0 and 1.2 V at 50 mV s⁻¹) in the same solution as in B and C under an atmosphere of N₂ (E) and O₂ (F). Potential scan rate: (A) 50 mV s⁻¹, (B, C, D, E, F) 10 mV s⁻¹.



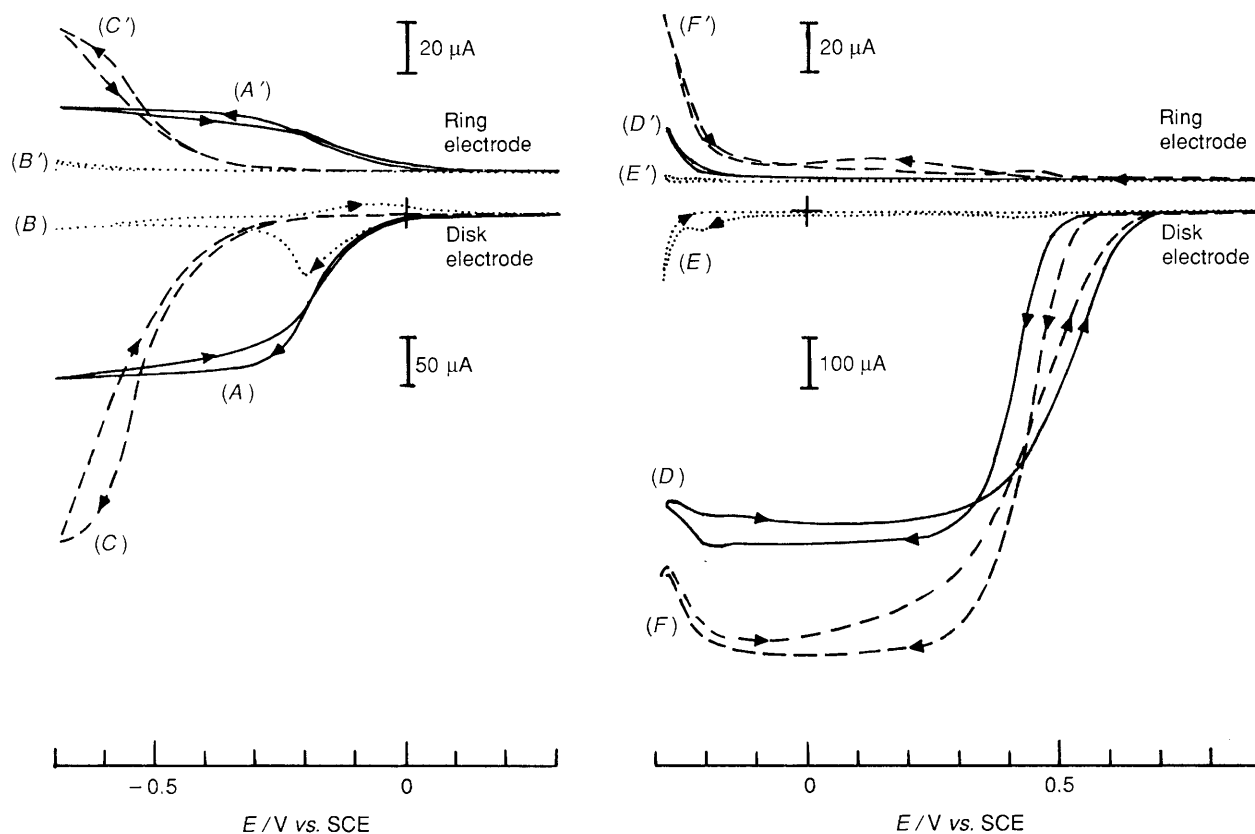


Fig. 2 Current-potential curves for the reduction of O_2 at a rotating GC (or Pt) disk-Pt ring electrode. (A, B) at PDAN-film-coated GC electrode, (C) at bare GC electrode, (D, E) at PDAN-film-coated Pt electrode, (F) at bare Pt electrode. Supporting electrolyte: Na_2SO_4 (0.2 mol dm^{-3}) and H_2SO_4 saturated with O_2 (A, C, D, F) and without O_2 (B, E). Rotation rate: 900 rpm. Ring electrode potential: 1.1 V vs. SCE. The disk potential was scanned at 5 mVs^{-1} . Ring currents A', B', C', D', E' and F' correspond to disk currents A, B, C, D, E and F, respectively. The PDAN-film-coated GC and Pt electrodes are the same as in Fig. 1.

of O_2 and consequently they themselves are converted into the oxidized ones. The catalytic O_2 reduction is also understandable on the basis of the steady-state electrochemical behaviour obtained hydrodynamically for O_2 reduction using a rotating ring disk electrode (RRDE) (Fig. 2), where the potential of the Pt ring electrode was held at 1.1 V vs. SCE to detect hydrogen peroxide (H_2O_2) which might be formed at the disk electrode during the cathodic process. The positive shift of the voltammogram at the film-coated electrode (compare curves A and C in Fig. 2) indicates that the O_2 reduction is catalysed by the PDAN film (curve B). The fact that the limiting current is smaller than at the bare electrode may suggest that the overall rate of the catalytic reduction of O_2 is controlled by the mass-transfer process of O_2 from the bulk of solution to the film-solution interface as well as other processes in the film (*i.e.*, permeation of O_2 , diffusion-like charge propagation between redox sites in PDAN film and electron cross-reaction between redox site of the film and O_2).¹⁰ In addition, the ratio (*ca.* 8.8) of disk current (I_D) to ring current (I_R) is larger than the reciprocal of collection efficiency (N),^{†11} suggesting that mainly H_2O_2 is formed, but 4-electron reduction of O_2 and/or decomposition of the H_2O_2 formed may occur.⁸

On the other hand, the situation is a little different for the PDAN-film-coated Pt electrode. As usually expected for a bare Pt

electrode,⁹ 4-electron reduction of O_2 to H_2O occurs also at the film-coated electrode (curve D in Fig. 2) in the potential range more negative than *ca.* 0.5 V vs. SCE. This can be supported by the fact that no reduction current flows actually at the Pt ring electrode (curve D'). In this case, O_2 must penetrate the film to reach the electrode surface and then it can be directly reduced to H_2O . This is a reason why the limiting current at the film-coated electrode is smaller than that (curve F) at the bare electrode. The decreasing disk current (curve F) observed in the potential range of *ca.* -0.2 to -0.3 V \ddagger and the corresponding significant ring current (curve F') may suggest that 2-electron reduction of O_2 to H_2O_2 occurs (though to a slight extent).¹² A similar RRDE behaviour was also observed at the PDAN-film-coated Pt electrodes (curves D and D'). However, from the increased reduction current of the PDAN film at about -0.2 V in the presence of O_2 (curve F in Fig. 1) and the result obtained with the PDAN-film-coated GC electrode [*i.e.*, the film electrocatalyses (mediates) 2-electron reduction of O_2 to H_2O_2], it seems likely that a direct 2-electron reduction of O_2 to H_2O_2 at the Pt-film interface as well as the 2-electron reduction mediated by the film occur concurrently.

In conclusion, the PDAN-film-coated GC electrode exhibits excellent electrocatalytic activity for O_2 reduction to H_2O_2 in acidic aqueous solutions, with an activation overpotential *ca.* 300 mV lower than that of the bare electrode. Both 2- and 4-electron reductions of O_2 occur at the bare and PDAN-

[†] N is a calculable geometric factor which depends on the size of disk and ring electrodes.¹¹ In this experiment, the radius of the disk electrode is 2.95 mm and the inner and outer radii of the ring electrode are 3.15 and 4.15 mm, respectively, and thus N^{-1} is estimated to be 2.40. If H_2O_2 is formed in 100% yield without any decomposition and further reduction to H_2O , then I_D/I_R should be equal to N^{-1} .

[‡] At more negative potentials, the disk current increases again with the negative scanning of potential owing to overlapping with the proton reduction current.

filmed Pt electrodes. A quantitative analysis of the mechanism of the electrocatalytic O₂ reduction on a molecular level is currently being studied, and results will be reported later.

We acknowledge financial support (No. 02805096) of this research, for T. Ohsaka, from the Ministry of Education, Science, and Culture, Japan, and Shimadzu Science Foundation.

Received, 19th November 1990; Com. 0/05174H

References

- 1 R. A. Bull, F.-R. Fan and A. J. Bard, *J. Electrochem. Soc.*, 1984, **131**, 687; R. C. Jakobs, L. J. J. Janssen and E. Barendrecht, *Electrochim. Acta*, 1985, **30**, 1433; M.-C. Pham and J.-E. Dubois, *J. Electroanal. Chem.*, 1986, **199**, 153; R. Jiang and S. Dong, *J. Electroanal. Chem.*, 1988, **246**, 101; G. Mengoli, M. M. Musiani, G. Zotti and S. Valcher, *J. Electroanal. Chem.*, 1986, **202**, 217; F. T. A. Vork and E. Barendrecht, *Electrochim. Acta*, 1990, **35**, 135.
 - 2 J. M. Bauldreay and M. D. Archer, *Electrochim. Acta*, 1985, **30**, 1355.
 - 3 R. A. Saraceno, J. G. Pack and A. G. Ewing, *J. Electroanal. Chem.*, 1986, **197**, 265; C. Barbero, J. J. Silber and L. Sereno, *J. Electroanal. Chem.*, 1990, **291**, 81.
 - 4 T. Ohsaka, K. Chiba and N. Oyama, *Nippon Kagaku Kaishi*, 1986, 457.
 - 5 A. V. Gudavicius, V. J. Razumas and J. J. Kulys, *J. Electroanal. Chem.*, 1987, **219**, 153.
 - 6 G. Mengoli and M. M. Musiani, *J. Electroanal. Chem.*, 1989, **269**, 99.
 - 7 N. Oyama, M. Sato and T. Ohsaka, *Synth. Metals*, 1989, **29**, E501; N. Oyama, M. Sato and T. Ohsaka, *Mater. Res. Soc.*, 1989, **1**, 213.
 - 8 K.-L. Hsueh, D.-T. Chin and S. Srinivasan, *J. Electroanal. Chem.*, 1983, **153**, 79.
 - 9 E. Yeager, *Electrochim. Acta*, 1984, **29**, 1527.
 - 10 For example, C. P. Andrieux and J. M. Saveant, *J. Electroanal. Chem.*, 1982, **142**, 1; N. Oyama, Y. Ohnuki, T. Ohsaka and H. Matsuda, *Nippon Kagaku Kaishi*, 1983, 949.
 - 11 V. G. Levich, *Physicochemical Hydrodynamics*, Prentice-Hall, Englewood Cliffs, N. J., 1962, p. 327.
 - 12 A. Damjanovic, M. A. Genshaw and J. O'M. Bockris, *J. Electrochem. Soc.*, 1967, **114**, 466.
-